

Progression of Phonics through Read, Write, Inc

































Group A	<p><i>The children may know a few single letter sounds. Lessons include teaching single letter sounds and assisting children to blend (using magnetic letters) in order to read CVC words.</i></p> <p><i>The children practise the formation of letters through the use of a phrase that is associated with the pictorial representation of the letter.</i></p> <p><i>After they have learnt the first few sounds they are taught to use 'Fred Fingers' to help them record simple words</i></p>
Group B	<p><i>The children know most single letter sounds and now need to learn to blend orally Lessons also focus on teaching gaps in single letter sounds.</i></p>
Group C	<p><i>The children know most single letter sounds and are able to blend orally. The gaps in single letter sounds are taught and further vocabulary containing 'Special Friends'.</i></p>
Ditty Group	<p><i>The children know all Set 1 single letter sounds speedily and can blend sounds into words orally. They are able to Fred Talk most words. Lesson content involves continuing to teach and review Set 1 Sounds with the focus on the Special Friends sh ch th qu ng nk qu</i></p> <p><i>A new ditty is taught each day.</i></p>
Red Group	<p><i>The children know all Set 1 sounds speedily. They are able to Fred Talk most words and are now able to use the same skills to read alien/nonsense words. Lessons involve reviewing Set 1 Sounds and vocabulary. They also learn to read more words containing Special Friends and words that contain 4+ sounds. The children are now reading the Red Ditty Books and take home a black and white phonics book to read each night at home. They read the story three times with the focus on building intonation and fluency.</i></p>
Green Group	<p><i>The children are able to Fred Talk real and alien words and also read a range of real words speedily Lessons involve reviewing Set 1 Sounds and vocabulary containing 4+ sounds. Set 2 Sounds are now</i></p>

	<i>taught (ay ee igh ow oo oo or ar air ir ou oy) The Story Book lesson runs over three days. The children practise the Speed Sounds and Green Words related to the Story. They also practise reading Green and Red Words (common exception) speedily. They will answer questions about the story and practise building sentences orally. They read the story three times with the focus on building intonation and fluency.</i>
Purple Group	<i>The children are able to read most words speedily Lesson content is the same as for the Green Group, providing children who need it with further opportunities to practise and consolidate.</i>
Pink Group	<i>The children are able to read ay ee igh ow oo oo speedily. They are able to Fred Talk real and alien words and also read a range of real words speedily (no Fred Talk) The Story Book Lessons follow the same three day format and reading activities as detailed for the Green Group.</i>
Orange Group	<i>The children are able to read ar or air ir ou oy speedily. They are able to Fred Talk real and alien words and also read a range of real words speedily (no Fred Talk) Lessons continue to review Set 1 and 2 sounds. Set 3 sounds are now taught, the focus is on reading at this stage. (ea oi a-e i-e o-e u-e aw are ur er ow ai oa ew ire ear ure tion tious/cious The Story Book Lessons follow the same three day format and reading activities as detailed for the Green Group</i>
Yellow Group	<i>The children are able to read alien words and real words containing Set 1 and 2 Sounds speedily (no Fred Talk) The Speed Sound Lesson reviews Set 1, 2 and 3 Sounds and now includes writing words containing Set 3 Sounds. The Story Book Lesson extends to five days.</i>
Blue Group	<i>The children are able to read a-e ea i-e o-e u-e oi speedily and alien words containing other Set 3 Sounds. They can read a text at 70+ words per minute The Speed Sound Lesson reviews Set 2 and 3 Sounds The Story Book is read over five days</i>
Grey Group	<i>The children are able to read ai oa ew oi ire ear er aw ow ure are ur speedily and alien words containing these and other Set 3 Sounds They can read a text at 90 words per minute The Story Book is read over five days.</i>










Reception	A	B	C	Ditty	Red	Green	Purple	Pink	Orange	Yellow	Blue	Grey
<i>End of Autumn term</i>												
<i>End of Spring Term</i>												
<i>End of Summer Term</i>												
Year 1												
<i>End of Autumn Term</i>												
<i>End of Spring Term</i>												
<i>End of Summer Term</i>												

Progression in sounds

Speed Sounds Set 1

m 	a 	s 	d 	t 
i 	n 	p 	g 	o 
c 	k 	u 	b 	f 
e 	l 	h 	sh 	r 
j 	v 	y 	w 	th 
z 	ch 	qu 	x 	ng 

Speed Sounds Set 2

ay  may I play?	ee  what can you see?	igh  fly high	ow  blow the snow	oo  poo at the zoo
oo  look at a book	ar  start the car	or  shut the door	air  that's not fair	ir  whirl and twirl
			ou  shout it out	oy  toy for a boy

Speed Sounds Set 3

ea  cup of tea	oi  spoil the boy			
a-e  make a cake	i-e  nice smile	o-e  phone home	u-e  huge brute	aw  yawn at dawn
are  care and share	ur  nurse with a purse	er  a better letter	ow  brown cow	ai  snail in the rain
oa  goat in a boat	ew  chew the stew	ire  fire, fire!	ear  hear with your ear	ure  sure it's pure